



[nslinfratech.com](http://nslinfratech.com)



*Love the East!*



*Feels like East!*

*The warm rays of the early morning sun.  
The fresh air and vast open green spaces all around.  
The peaceful surroundings.*



*The calming silence.  
The friendly neighborhood that spells happiness  
where life goes on with ease.*

*Yes, it feels like bliss.  
Feels like the East.*



*The chirping of birds.  
The lake breeze whispering in  
your ears.  
The occasional roar of Uppal stadium  
as a batter hits a six.*



*In the vicinity of Osmania University.  
The cheerfulness of youth.  
Childhood memories and laughter  
echoing from the past.*

*Yes, it sounds sweet.  
Sounds like the East.*

*Sounds like East!*



*The everyday view of Uppal stadium.  
The streets where you once played cricket as a child.  
Ramanthapur Road that can take you as far as  
you want to go.*

*The Inner Ring Road, Stadium Metro Station which  
connects the west seamlessly.  
The amazing growth corridor with matured social  
infrastructure in place.  
Sunrise views and the rare pink moon.*

*Yes, it is in your memories.  
Looks like the East!*

*Looks like East!*

WHERE LUXURY  
TOUCHES THE SKIES



#### SPACIOUS 3 & 4 BHK APARTMENTS AND DUPLEX

NSL East Luxoria is a crescendo in the clouds, a symphony of Class and Luxury reserved for the privileged few who would love to 'Live it Up' in the East. **The tallest Towers in the Eastern Vector – majestic Stilt+44 floors high-rise with 80,000 sft of royal amenities** are the true trendsetters in Hyderabad Realty. State-of-the-art Clubhouses with two indoor swimming pools, landscaped viewing decks, luxurious green spaces, and world-class indoor and outdoor sports facilities make for a lavish lifestyle beyond words. Hailed as the BEST OF THE EAST, NSL East Luxoria is in the adjacency of the fully functional NSL Arena IT Park that employs over 10,000 personnel from highly reputed National and Multinational companies. With the Uppal Cricket Stadium, just a stone's throw away, and very close to Survey of India, it's a dream location for a premium residency. With the Stadium Metro just a minute's walk from the project, NSL East Luxoria is the home you were always dreaming for.

## PRIDE OF THE EAST

Poised in the primest of prime locations in the Eastern corridor close to CBD, the towers stand proud and tall – 'tallest' to be precise. A first-of-its-kind Integrated Development with walk-to-work convenience and world-class amenities that speak of luxury, this unique offering from **the most trusted Developer – NSL** is to be cherished for a lifetime.





Artist's Impression

## EXCLUSIVE LIFESTYLES IN THE EASTERN VECTOR OF HYDERABAD

ABOVE THE CLOUDS. BEYOND EXPECTATIONS.

Project East Luxoria comprises 4 Towers of Stilt+44-storey each with attached Clubhouses with an array of modern amenities. The Tower Blocks are master-planned to avail plenty of open space all around with ample site-to-building coverage. The generously landscaped open green spaces and peripheral driveways are planned to provide ample ventilation, extended views, and unblocked wind corridors through the spaces between the Towers. **Six units per floor with 8 lifts**

duly zoned as high-rise and low rise provide speedy transfer and low waiting times making life truly convenient. The construction of the Towers as a Monolithic Reinforced Concrete Shear Wall, cast in Prefab Aluminum framework system lends unyielding strength, longevity, and precision of construction – a very, very high-quality finish indeed that deserves admiration.





Artist's Impression

## GRAND TO GREAT!

A GRAND ENTRANCE TO GREET YOU IN STYLE!

The secured grand entrance to project East Luxoria assures the safety and convenience of residents. Multiple entries and exits all around the project assures hassle-free ingress and egress. A proposed **1.2 km long Skywalk-**

**to the Stadium Metro Station** from the North Side assures smooth and seamless connectivity. Adding to the convenience and safety, a School-bus and Taxi drop off and pick up point has been provided.



## GROUNDING IN GREENERY

The Ground Floor areas of all Towers are conceived as an extension of the surrounding landscape-space, and have a wide variety of common amenities. These spaces comprise a double-height void deck space that contains the Visitor's Waiting Lobby as well as general lounging and multi-purpose spaces for all age-groups of people. These free-flowing open spaces contribute a sense of luxury to the residents and visitors alike.

The Landscape Design is thoughtfully crafted with circum-ambulating and criss-crossing pathways that become a jogging and walking path with multiple choices of routes every day. **Outdoor gyms, pavilions, senior citizens corner, various themed areas like Zen garden, rock climbing wall, skateboard rink, and water fountain** add to the beauty. The quiet fountain and loud fountain areas enrich and enhance the user-experience.

## LUXURY EXTENDED

**Stilt Amenities** distinguish the 'very best' from the best. East Luxoria's Ground Floor areas in both towers are extensions of the surrounding landscape. Here, residents can relax and enjoy the double-height void deck space which also

comprises the Visitor's Lobby. The perfect lounging and multi-purpose space with a classy ambiance, it is an ideal indoor hangout for people of all age-groups.



Artist's Impression

## GRAND LOBBIES AND GRAND RECEPTION!

**The grand clubhouse lobby and reception lobby** with double-height ceiling transcends the best of architectural designs. NSL East Luxoria is simply apart from the rest in stature

and style. Walls with tastefully done wooden finishes, imported marble flooring, and out of this world lighting places it in a class of its own. Add to that a royal touch of brass.

## THE PERFECT BALANCE OF VASTU, VENTILATION, AND VERSATILITY

Wide corridors allow ease of movement, adding a sense of Luxury while providing maximum natural sunlight and ventilation. These homes are built with **100% Vastu Compliance** in mind, without compromising the core DNA of efficiency and functionality.





Artist's Impression

## A DRAWING AND DINING SPACE THAT SPELLS CLASS!

NSL East Luxoria delivers on its promise of grandeur and architectural beauty. The drawing and dining space will simply leave you spellbound. The interior decor theme is how

you would prefer it, be it royal, minimalistic, ultra-modern, or trendy. Connected to the balcony it's a space you'll love to showcase to the world.



Artist's Impression

## LUXURIOUS LIFESTYLE APARTMENTS

The Apartments are designed to support a truly **Work-Live-Learn-Play convenience-filled lifestyle** for its residents. Amply

dimensioned Living Rooms and Bedrooms provide good furniture layout possibilities.

The generously provisioned **Living Room Balconies, Standout Balconies, and Bay Windows** provide great views of the surroundings and the horizon. The

Apartment interiors have been conceived with a scope for flexibility of space layouts as well as 100% compliance to Vastu norms as mentioned before.



Artist's Impression

Only Selected Units have this view

## AN XL BALCONY WITH AN ASTOUNDING STADIUM VIEW!

NSL East Luxoria has XL balconies which provide an amazing view of the vast open surroundings along with a rare and breathtaking view of Uppal Cricket Stadium

from one of the sides. These balconies have been designed to spend quality time and relax and unwind, and yes of course, to soak in the beauty of spectacular sunrises and sunsets.



Artist's Impression



## LIVE IT UP!

### SPECIAL EDITION DUPLEX UNITS

The Duplex Units are located at the uppermost storeys of all Towers. Stunning views of the City and its surroundings are a visual treat for you and your family.



A man in a grey suit and tie stands in a parking garage, holding a small device in his right hand. He is looking towards a black car parked next to him. The garage has concrete pillars with yellow safety bars and red pipes on the ceiling. A white car is partially visible in the background.

## CAR PARKS








Basement car parks provide ample carparking space for residents and visitors. As part of sustainability initiatives, some car parks are equipped with E-charging points.













Artist's Impression

## AMENITIES



















### CLUB HOUSE 1

-  SWIMMING POOL AND DECK
-  GYM
-  YOGA DECK
-  BADMINTON HALL
-  INDOOR GAMES
-  SQUASH COURT
-  BANQUET HALL

### CLUB HOUSE 2

-  SWIMMING POOL AND DECK
-  GYM
-  YOGA DECK
-  SALOON & SPA
-  GUEST ROOMS
-  CAFÉ/ LIBRARY
-  MINI PLEX
-  MULTIPURPOSE ROOM
-  BANQUET HALL
-  TERRACE DINING

### OUTDOOR AMENITIES

-  AMPHITHEATRE
-  CHILDREN'S PLAY AREA
-  TODDLER'S PLAY AREA
-  SAND PITS
-  CRICKET PITCH
-  WALKING/JOGGING TRACK
-  HALF BASKETBALL COURT
-  TENNIS COURT
-  MINI SOCCER COURT
-  PARTY LAWN
-  YOGA & MEDITATION LAWN
-  VIEWING DECK
-  OUTDOOR FITNESS STATION
-  SKATING RINK
-  PET PARK
-  ZEN GARDEN
-  ROCK GARDEN
-  ELDERLY SEATING DECK UNDER PERGOLA

## JUST TOO GOOD!

The two blocks of East Luxoria, each have a clubhouse of their own covering 40,000 Sft. Each clubhouse has a swimming pool, gym, badminton and squash courts, indoor theater, guest accommodation rooms, meeting rooms, banquet hall, yoga pavilion, co-working spaces, and multipurpose rooms. The swimming pools on the Ground Floor get natural shade from the canopy area overhead while the banquet hall on the upper level has an extended terrace to make provision for outdoor dining.



BANQUET HALL |

Artist's Impression



SWIMMING POOL |

Artist's Impression



HALF BASKET BALL COURT

Artist's Impression



MINI FOOTBALL COURT

Artist's Impression



SQUASH COURT

Artist's Impression



MINIPLEX

Artist's Impression



TENNIS COURT



CRICKET PRACTICE NET

Artist's Impression



Artist's Impression

**WATCH YOUR CHILDREN PLAY AND GROW!**

East Luxoria has a dedicated children's play area which is a delight for kids. It lets them play within the safety of the gated residency.

Also, there's a toddlers' park plus other sports facilities. The play area also adds to the greenery with a landscaped boundary.



Artist's Impression

**A RARE VIEW FOR THE SELECT FEW!**

Among the privileges of East Luxoria reserved for its residents, there's a viewing deck that offers a spectacular view of the

green surroundings and landscaped gardens. An ideal place to relax and unwind, it's a special addition to enhance the living experience.



Artist's Impression

A TREAT BENEATH THE CLEAR BLUE SKY!

The open dining and partying area extending from the clubhouse is a rare treat at East Luxoria. It's almost like enjoying a holiday in

a premium hotel within your own home. It actually redefines your lifestyle letting you spend quality time with friends and family.



Artist's Impression

**BRING OUT THE CHAMPION IN YOU!**

The state-of-the-art indoor badminton court at NSL East Luxoria is a special attraction for the lovers of the sport. Enjoy

the city's most popular game within this high-end set up. And, grow better at the game every day.





Artist's Impression

## A WINDOW WITH A VIEW!

NSL East Luxoria has large bay windows offering a great view of the green surroundings. You can in fact set up your kids' bed next to the window or sit leisurely, soaking in the beauty of Nature. The lower

part of the window has been designed such that it cannot be opened for safety reasons while the upper part can be opened. There's also a provision for placing a mesh.

An architectural rendering of a modern high-rise residential building. The central focus is a multi-story amenity tower with a glass facade and a green wall. The building is surrounded by lush greenery and a landscaped ground level with people walking. The sky is clear and blue.

## 80,000 SFT OF LUXURIOUS AMENITIES!

The NSL East Luxuria Clubhouses are one-of-their-kind with ample amenities. A banquet hall for celebrations and parties, a world-class gym and indoor yoga zone to keep you fit, and an indoor swimming pool to chill out are just some of the luxuries.



Artist's Impression

## HANGOUT ZONES FOR EVERYONE!

The landscaped gardens at NSL East Luxoria have dedicated hangout zones for everyone – ladies' kitty corner, elderly zone with pergolas, young Turks' zone, and teenagers'

zone. Again, the Rock garden, Zen garden, and quiet and loud fountains are special attractions to behold.



Artist's Impression



Artist's Impression

Only Selected Units have this option

## MAID'S ROOM INCLUDED!

NSL East Luxoria has a well-thought out floor plan which includes a maid's room. It allows for privacy and keeping a 24x7

domestic help. This feature is usually not available in other projects.

# PROJECT HIGHLIGHTS

---



4 Majestic Towers with Stilt+44 Floors, tallest on the Eastern Vector



2 Clubhouses spanning 80,000 sft with state-of-the-art amenities



Mivan Technology



6 Units per floor with 4 Corner Units



Large 3 & 4 Bedroom Apartments



8 ft main door plus all internal doors of 8 feet



Stilt amenities



Ample Car Park



Vehicle-free podium



800mm\*800mm tiles



Spacious balconies with ample light and ventilation, offering spectacular views



Maid Room



Multiple entries to the project



100% power back-up



Ample green areas



Bay Windows



Zen garden and Rock garden



Premium Bathrooms and CP Fittings



24/7 Surveillance



Piped gas



Guest Room



Viewing Deck



Pet Park



Zen Garden

# MADE FOR THE FUTURE GENERATIONS!

## INITIATIVES FOR A SUSTAINABLE COMMUNITY.

- E-charging points
- Solid waste segregation center
- Organic waste processor for landscape-manure usage (external)
- Use of recycled-treated water for landscaping
- Zero-water discharge policy
- Rainwater Harvesting
- Use of electric light sensors in common areas
- Solar panels for common area lighting
- Large windows and use of natural ventilation as much as possible for apartments
- Small-scale kitchen gardens encouraged for selected apartments near Utility Yard
- Walking & jogging paths and ample outdoor gym equipment provision to promote exercise and active lifestyle

# MASTER PLAN



## LEGEND

### ARRIVAL ZONE / ENTRANCE-EXIT PLAZA

- 01. ENTRANCE & EXIT PLAZA
- 02. SLOPED LAWN
- 03. ENTRANCE FEATURE WITH SCULPTURE
- 04. MAIN ENTRANCE PAVING

### OVERALL AREA

- 05. PATHWAY: NATURE WALK
- 06. CLUB HOUSE DROP OFF AREA
- 07. BLOCK AROUND PLANTATION
- 08. CENTRAL ISLAND PLANTATION
- 09. FIRE DRIVEWAY
- 10. WALKWAY/JOGGING TRACK

### CENTRAL OPEN SPACE

#### ENTRANCE ZONE

- 11. FREE STANDING SCULPTURES
- 12. CONNECTING PATHWAY

#### CONVENTION ZONE

- 13. AMPHITHEATRE
- 14. PARTY LAWN
- 15. COVERED DECK

#### RECLUSION ZONE

- 16. YOGA & MEDITATION LAWN
- 17. NATURE SEATING
- 18. VIEWING DECK

### ADRENALINE & AGILITY ZONE

- 19. CHILDREN'S PLAY AREA
- 20. TODDLERS PLAY AREA
- 21. ELDERLY SEATING DECK UNDER PERGOLA
- 22. HALF BASKETBALL COURT
- 23. TENNIS COURT
- 24. MINI SOCCER COURT
- 25. CRICKET PITCH
- 26. OUTDOOR FITNESS STATION
- 27. SKATING RINK
- 28. CLIMBING WALL
- 29. PET PARK

### CLUB HOUSE AREA

- 30. CLUB HOUSE ENTRANCE WATER BODY WITH SCULPTURES

### EXHIBIT ZONE

- 31. ZEN GARDEN
- 32. ROCK GARDEN

### STILT FLOOR AREA

- 01. SEATING AREA
- 02. ZEN GARDEN
- 03. EPDM PLAY AREA
- 04. PLANTATION
- 05. GREEN COLUMNS
- 06. SEATING MOUND
- 07. INDOOR TENNIS COURT



THE PERFECT SYMPHONY OF  
SPACE & LUXURY

---

PLANS



## UNIT PLAN DETAILS - TOWER A

TYPE A	1 <sup>ST</sup> -14 <sup>TH</sup> & 29 <sup>TH</sup> -42 <sup>ND</sup> FLOORS			
UNIT	BHK	FACING	NET FLOOR AREA	SALEABLE AREA
UNIT - 1	4 BHK	WEST	2400 sq. ft	3239 sq. ft
UNIT - 2	3 BHK	WEST	1668 sq. ft	2251 sq. ft
UNIT - 3	3 BHK	WEST	1879 sq. ft	2537 sq. ft
UNIT - 4	3 BHK	EAST	1878 sq. ft	2535 sq. ft
UNIT - 5	3 BHK	EAST	1686 sq. ft	2276 sq. ft
UNIT - 6	4 BHK	EAST	2467 sq. ft	3330 sq. ft

TYPE B	15 <sup>TH</sup> - 28 <sup>TH</sup> FLOORS			
UNIT	BHK	FACING	NET FLOOR AREA	SALEABLE AREA
UNIT - 1	4 BHK	WEST	2450 sq. ft	3307 sq. ft
UNIT - 2	3 BHK	WEST	1688 sq. ft	2279 sq. ft
UNIT - 3	3 BHK	WEST	1792 sq. ft	2419 sq. ft
UNIT - 4	3 BHK	EAST	1864 sq. ft	2517 sq. ft
UNIT - 5	3 BHK	EAST	1688 sq. ft	2279 sq. ft
UNIT - 6	4 BHK	EAST	2416 sq. ft	3261 sq. ft

TYPE C	43 <sup>RD</sup> & 44 <sup>TH</sup> FLOORS			
UNIT	BHK	FACING	NET FLOOR AREA	SALEABLE AREA
UNIT - 1	DUPLEX	WEST	4861 sq. ft	6563 sq. ft
UNIT - 2	DUPLEX	WEST	3376 sq. ft	4558 sq. ft
UNIT - 3	DUPLEX	WEST	3623 sq. ft	4892 sq. ft
UNIT - 4	DUPLEX	EAST	3737 sq. ft	5045 sq. ft
UNIT - 5	DUPLEX	EAST	3399 sq. ft	4589 sq. ft
UNIT - 6	DUPLEX	EAST	5015 sq. ft	6770 sq. ft

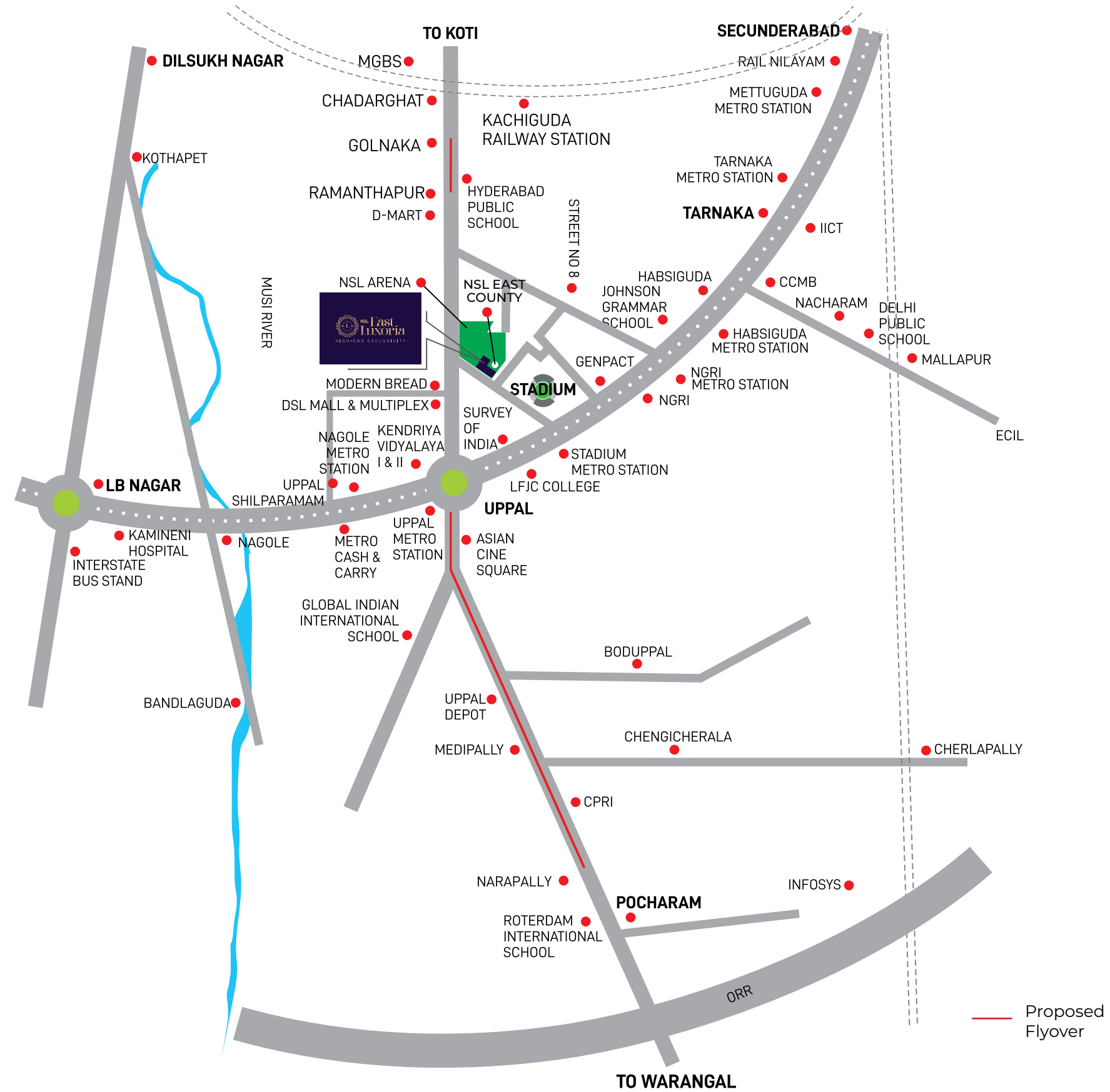
## UNIT PLAN DETAILS - TOWER B

TYPE A	1 <sup>ST</sup> -14 <sup>TH</sup> & 29 <sup>TH</sup> -42 <sup>ND</sup> FLOORS			
UNIT	BHK	FACING	NET FLOOR AREA	SALEABLE AREA
UNIT - 1	4 BHK	WEST	2362 sq. ft	3189 sq. ft
UNIT - 2	3 BHK	NORTH	1789 sq. ft	2416 sq. ft
UNIT - 3	3 BHK	NORTH	1725 sq. ft	2329 sq. ft
UNIT - 4	3 BHK	NORTH	1793 sq. ft	2420 sq. ft
UNIT - 5	4 BHK	EAST	2467 sq. ft	3331 sq. ft
UNIT - 6	3 BHK	WEST	1927 sq. ft	2602 sq. ft

TYPE B	15 <sup>TH</sup> - 28 <sup>TH</sup> FLOORS			
UNIT	BHK	FACING	NET FLOOR AREA	SALEABLE AREA
UNIT - 1	4 BHK	WEST	2413 sq. ft	3258 sq. ft
UNIT - 2	3 BHK	NORTH	1779 sq. ft	2402 sq. ft
UNIT - 3	3 BHK	NORTH	1770 sq. ft	2390 sq. ft
UNIT - 4	3 BHK	NORTH	1790 sq. ft	2417 sq. ft
UNIT - 5	4 BHK	EAST	2417 sq. ft	3263 sq. ft
UNIT - 6	3 BHK	WEST	1893 sq. ft	2556 sq. ft

TYPE C	43 <sup>RD</sup> & 44 <sup>TH</sup> FLOORS			
UNIT	BHK	FACING	NET FLOOR AREA	SALEABLE AREA
UNIT - 1	DUPLEX	WEST	4787 sq. ft	6462 sq. ft
UNIT - 2	DUPLEX	NORTH	3559 sq. ft	4804 sq. ft
UNIT - 3	DUPLEX	NORTH	3541 sq. ft	4780 sq. ft
UNIT - 4	DUPLEX	NORTH	3579 sq. ft	4832 sq. ft
UNIT - 5	DUPLEX	EAST	4958 sq. ft	6693 sq. ft
UNIT - 6	DUPLEX	WEST	3850 sq. ft	5197 sq. ft

# GREAT CONNECTIVITY TO TAKE YOU PLACES!



LOCATION MAP  
(NOT TO SCALE)

# LOCATION HIGHLIGHTS

Great Connectivity to take you places!

## EDUCATION

- Delhi Public School 4.2 km
- Hyderabad Public School 2.9 km
- Global Indian International 4.2 km
- Johnson Grammar School 2.4 km
- Kendriya Vidyalaya 1.1 km
- Narayana Junior College 2.1 km
- Narayana E Techno School 2.1 km
- Osmania University 5.2 km

## HEALTHCARE

- KIMS 7.9 km
- Apollo Hospital 7.5 km
- Kamineni Hospital 5.8 km
- Yashoda Hospital 6.9 km
- Matrix Hospital 2.3 km
- Ankura Hospital 5.0 km

## ENTERTAINMENT

- RGI Cricket Stadium, Uppal Next Door
- Cinopolis 800 m
- Asian Multiplex 3.4 km
- Game Point 500 m

## RETAIL

- DSL Virtue Mall 1.2 km
- Spar 2.4 km
- Asian Mall 3.4 km
- D Mart 1.1 km
- Ratnadeep Supermarket 2.4 km
- Metro Cash N Carry 4 km



Artist's Impression

## SPECIFICATIONS

### STRUCTURE:

Seismic Zone II compliant RCC framed structure.

### SUPER STRUCTURE:

- 200 mm thick RCC wall for external walls
- 100/175 mm thick RCC wall for internal walls

### DOORS:

Main Door of 8 ft. height with Engineered wooden frame and Flush shutters, internal doors 8 ft. height and toilet doors 7 ft. height with engineered wooden frame and flushed shutters.

### WINDOWS & SLIDING DOORS:

3 Track UPVC Window system with provision for mosquito net.

### PAINTINGS

- External walls with texture plus external premium emulsion paint.
- Internal walls with smooth acrylic putty finish with premium emulsion paint.

### FLOORING

- Kitchen, Living, Dining: 800mm X 800mm vitrified tile of ISI Quality.
- Bedrooms: 800mm X 800mm vitrified tile of ISI Quality.
- Toilets: Anti-Skid Ceramic Tiles / Vitrified Tiles (Tile Size varies as per Design)

### DADOING

- Kitchen: Ceramic Tiles dado up to 2'-0" height above kitchen platform.
- Toilets: Ceramic Tiles dado up to 8'-0" height from FFL.
- Utility/Wash area: Ceramic Tiles dado up to 3'-0" height

### KITCHEN:

Granite Platform with stainless steel sink and dual pipe connection with municipal and bore water. Power point provision for Water Purifier.

### UTILITIES/ WASH

Provision for washing machine, dishwasher, and wet area for washing utensils etc.

### PLUMBING AND SANITARY WARE

CP Fittings & Fixtures shall be of reputed ISI approved manufacturers, including that of EWC with flush valve, wall diverter, wash basin etc. Provision for exhaust fan in all toilets.

### ELECTRICAL

Concealed piping with copper wires and modular switches with adequate points for power and lighting. Power outlet for air-conditioners in living and bedrooms.

### COMMUNICATION AND SECURITY

- Provision for telephone and earth net points shall be provided in living room and master bedrooms.
- Intercom point shall be provided connecting to security guard.
- Cable TV connection points in master bedroom and living room.

### LIFTS

7 Nos. of high-speed Passenger Lifts and 1Nos. Service Lifts provided per Block.

### GENERATOR

100% power back up.



## MAJOR ATTRIBUTES AND STRENGTHS:

- Architectural integrity
- Technological superiority
- Constant innovation
- Flawless execution
- Sustainability as a philosophy
- Focus on integrated master planned, self-contained gated communities
- Dynamic and result-oriented leadership team
- Developed and delivered premium residential spaces including Villas,
- Villaments and Apartments across metro cities.
- Delivered 20 residential and commercial projects
- Developing 15.8 million sft premium residential and commercial space



Artist's Impression

In the competitive scenario of the real estate sector, few players have had such an enviable track record as NSL Infratech. What began as a division of the progressive Nuzveedu Seeds group which was established in 1974, NSL Infratech has set standards in the building industry through architectural integrity, technological superiority, constant innovation and flawless execution. Thereby creating commercial and residential projects, which stand testimony to the uncompromising work ethic and commitment of the organisation to its customers. Today NSL Infratech stands tall as a quality-conscious player with the resources and expertise to execute projects across a vast and varying landscape. With the tremendous backing of the Group, experience gained across projects, dynamism and vision of the Management, the organisation stands at the cusp of greater achievements.

NSL Infratech has successfully completed 19 residential and commercial projects. Among the clients in the IT spaces are names such as Walmart, KPMG, ISGN, CISCO Systems, IBM, 24x7, HSBC, Oracle and more.

**DELIVERED 20 RESIDENTIAL  
AND COMMERCIAL PROJECTS**

**DEVELOPING 15.8 MILLION SFT PREMIUM  
RESIDENTIAL AND COMMERCIAL SPACE**




## ABOUT NSL GROUP

Nuziveedu Seeds Ltd is one of the Largest seed companies in India which develops, produces, and markets hybrid and varietal seed products. It is the flagship company of the NSL Group.

NSL Sugars started in 2003, produces Sugar in India within its four factories in Karnataka and Andhra Pradesh. The factories are integrated complexes producing sugar, along with co-generation of electricity and alcohol/ethanol.

NSL Textiles Ltd, a part of multi-dimensional NSL Group, is one of the largest and fully integrated Textile Companies in the country, equipped with state-of-art machinery and promoted with the concept of "Cotton to Clothing". It has its manufacturing operations spread over multiple locations and is one of the largest employment providers in the Textile sector.

In 2001, the NSL Group entered the energy sector with NSL Power with a primary thrust in environmental-friendly, renewable energy projects. Within a span of ten years, it has been acknowledged as leaders in this field with an excellent track record of developing successful renewable power plants with specialized local knowledge to develop new energy projects.



Artist's Impression



#### **CORPORATE ADDRESS**

NSL Icon, 4th Floor, #8-2-684/2/A,  
Plot No. 1-4, Road No. 12,  
Banjara Hills, Hyderabad, Telangana - 500039

#### **SITE ADDRESS**

NSL East Luxoria, Plot No. 6,  
Beside Uppal Cricket Stadium Gate No. 1,  
Uppal, Hyderabad, Telangana - 500039

**For more information  
call: +91 96186 06677**

[nslinfratech.com](http://nslinfratech.com)

**TS RERA: P02200007212**

MEMBER  
**CREDAI**  
HYDERABAD

Architect & Masterplanner:  
**JYANES**  
Singapore | Hyderabad